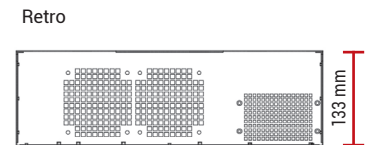
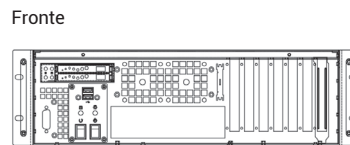
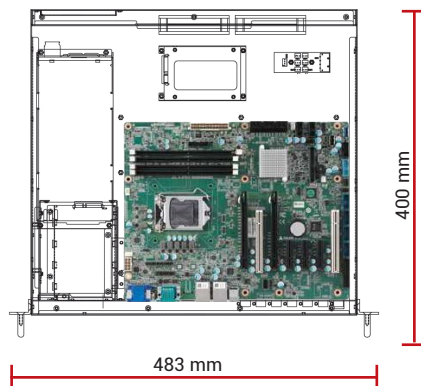


Workstation Industriali

Serie GO-3F1-R3 - Chassis per Motherboard



Workstation Industriale 3U
 I/O Motherboard e schede sul fronte
 Configurato su richiesta
 Burn in climatico su ogni apparato
 Test Report di collaudo



Chassis

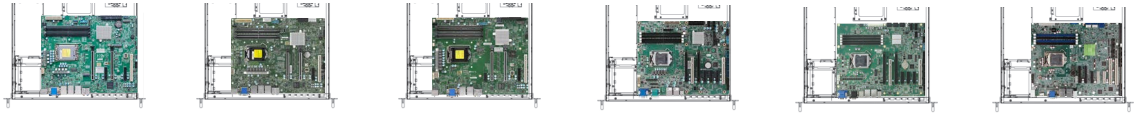
IP-313- Rev.14

Dimensioni	Chassis 3U - 483 x 133 x 400 mm
Montaggio	Rack 19"
Materiale	Acciaio pre-zincato
Architettura	Motherboard ATX max 12" x 9.6"
Varianti	GOI-3F1-R3: Chassis colore nero.
Drives	2 x 2.5" HDD/SSD cassetto removibile + 1 x 2.5" interno
Ventilazione	- 2 x ventole 9 cm (= 51.5 CFM cad.) PN FA3B092530DS011, 34 dB per singola ventola - 2 x ventole 6 cm, 34 dB per singola ventola
Led sul fronte	LED per Power e funzionalità HDD
Pulsanti	Power On/Off Momentary e System Reset
Fronte	2 x USB + 3W3 power input per PSU 24/48VDC Alloggiamento per 7 bracket full size
Colore	Nero, beige o altri colori su richiesta
Shock	15G durata 11ms - EN 60068-2-27
Vibrazioni	10-150Hz: 1G - EN 60068-2-6
Umidità	10 - 95% non condensata
Temperatura	Operativa 0°C... +40°C Storage -20°C... +70°C

Complementi

Storage	<ul style="list-style-type: none"> • Dischi interni HDD / SSD / M.2 • Cassetti estraibili singoli o multipli per HDD / SSD / U.2 • Soluzioni SATA / SAS / NVMe
Media	<ul style="list-style-type: none"> • Masterizzatore DVD • Lettore interno CFLASH, Memory Stick, SD Card, SDHC etc. • Tastiera beige/nera italiana/inglese • Mouse ottico
Controller RAID	SATA / SAS / NVMe
Schede I/O	<ul style="list-style-type: none"> • Ethernet Server Adapter • GPGPU / Schede Video • Schede Multi-Head • Schede I/O Analogiche e Digitali • Schede FPGA • Schede MULTISERIALI • Frame Grabber • MIL-1553 / ARINC 429 / ARINC 418
Sistemi Operativi	<ul style="list-style-type: none"> • Windows® versioni Enterprise / Embedded • Windows® versioni Server • Linux

Motherboard



	MBD-X13SAE-F	MBD-X12SCA-F	MBD-X11SCA-F	IMB-M45	IMB-M43-C236	IMBA-C2360-i2
CPU Preferred	<ul style="list-style-type: none"> • i7-12700E: 12C, 1.60GHz, 65W • i5-12500E: 6C, 2.90GHz, 65W • i3-12100E: 4C, 3.20GHz, 60W 	<ul style="list-style-type: none"> • i9-10900E-2G8: 10C, 3.3GHz, 65W • i9-10900-2G8: 10C, 3.3GHz, 65W • i7-10700E-2G9: 8C, 2.9GHz, 65W • i5-10400-2G9: 8C, 2.9GHz, 65W 	<ul style="list-style-type: none"> • E-2278GE: 8C, 3.3GHz, 80W • E-2226GE: 6C, 3.4GHz, 80W • i7-9700E: 8C, 2.6GHz, 65W • i5-9500E: 6C, 3.0GHz, 65W • i3-9100E: 4C, 3.1GHz, 65W 	<ul style="list-style-type: none"> • E-2278GE: 8C, 3.3GHz, 80W • E-2226GE: 6C, 3.4GHz, 80W • i7-9700E: 8C, 2.6GHz, 65W • i5-9500E: 6C, 3.0GHz, 65W • i3-9100E: 4C, 3.1GHz, 65W 	<ul style="list-style-type: none"> • E3-1275V5: 4C, 3.6GHz, 80W • E3-1225V5: 4C, 3.3GHz, 80W • E3-1275V6: 4C, 3.80GHz, 73W • E3-1225V6: 4C, 3.30GHz, 73W • i7-7700: 4C 3.6GHz, 65W • i5-7500: 4C 3.4GHz, 65W • i3-7101E: 2C 3.9GHz, 54W • i7-6700: 4C 3.4GHz, 65W • i5-6500: 4C 3.2GHz, 65W • i3-6100: 2C 3.7GHz, 51W 	<ul style="list-style-type: none"> • E3-1275V5: 4C, 3.6GHz, 80W • E3-1225V5: 4C, 3.3GHz, 80W • E3-1275V6: 4C, 3.80GHz, 73W • E3-1225V6: 4C, 3.30GHz, 73W • i7-7700: 4C 3.6GHz, 65W • i5-7500: 4C 3.4GHz, 65W • i3-7101E: 2C 3.9GHz, 54W • i7-6700: 4C 3.4GHz, 65W • i5-6500: 4C 3.2GHz, 65W • i3-6100: 2C 3.7GHz, 51W
Chipset	Intel W680	Intel W480	Intel C246	Intel C246	Intel C236	Intel C236
RAM	DDR5-4400MHz 4x DIMM max 128GB Unbuffered ECC/non-ECC UDIMM	DDR4-2933MHz 4x DIMM max 128GB Unbuffered ECC/non-ECC UDIMM	DDR4-2666MHz 4x DIMM max 128GB Unbuffered ECC/non-ECC UDIMM	DDR4-2666 / 2400MHz 4x DIMM max 128GB w/ECC and non ECC Registered	DDR4-2133 / 2400MHz 4x DIMM max 64GB w/ECC and non ECC Registered	DDR4 - 2133MHz 4x DIMM, max 64GB w/ECC and non ECC Registered
Graphics	VGA, DVI-D, DP, HDMI	VGA, HDMI, DVI-D, DP	HDMI, DVI-D, DP	VGA, HDMI 1.4, DP 1.2	VGA, 2 DP	VGA, DVI-D, HDMI, IDP
Ethernet	2 GbE	2 GbE	2 GbE	2 GbE	2 GbE	2 GbE
SATA Ports	8x SATA3 600, (support RAID 0,1,5,10)	4x SATA3 600, (support RAID 0,1,5,10)	8x SATA3 600, (support RAID 0,1,5,10)		6x SATA3 600, (support RAID 0,1,5,10)	
M.2 Slots	3x M.2 M-Key 2280, PCI-E 4.0 x4	2x M.2 M-Key 2280/110, PCI-E 3.0 x4	2x M.2 M-Key 2242/60/80/110, PCI-E 3.0 x4	--	--	--
NVME Ports	--	--	1x U.2 PCIe 3.0 x4	--	--	--
USB	4x USB 2.0 (2 via header, 2 rear) 3x USB 3.2 Gen1 4x USB 3.2 Gen2 2x USB 3.2 Gen2x2	2x USB 2.0 3x USB 3.2 Gen1 5x USB 3.2 Gen2	2x USB 2.0 4x USB 3.1 Gen1 4x USB 3.1 Gen2	6x USB 3.1 Gen2 6x USB 2.0	6x USB 2.0 8x USB 3.0	6x USB 2.0 5x USB 3.0
COM	1x COM Header	1x COM Header	1x COM Header	2x RS-232/422/485 4x RS-232	4x RS-232 2x RS-232/422/485	4x RS-232 2x RS-422/485
Other	ALC 888S HD Audio	ALC 888S HD Audio	ALC 888S HD Audio	Audio, PS2 combo, LPT, DIO	Audio, PS2, LPT, DIO	Audio, iRIS Remote Management Module
Expansion slots	<ul style="list-style-type: none"> • 2x PCI-E 5.0 x16 slots • 2x PCI-E 3.0 x4 • 1x 5V PCI 32bit 	<ul style="list-style-type: none"> • 1x PCI-E 3.0 x4, • 2x PCI-E 3.0 x16 slots (16/NA or 8/8) • 1x PCI 32bit 	<ul style="list-style-type: none"> • 2x PCI-E 3.0 x16 slots (PCI-E Links is NA/16 or 8/8) • 1x PCI-E 3.0 x4 slot (shared w/M.2-M1) • 1x PCI-E 3.0 x1 slot • 1x PCI 32bit 	<ul style="list-style-type: none"> • 2x PCI-E x8 Gen.3 Or • 1x PCI-E x16 Gen.3 + • 3x PCI-E x4 Gen.3 • 2x PCI Gen.2.2 	<ul style="list-style-type: none"> • PEG: PCI-E x16 slot, • PCI: PCI slot, • PEG2: PCI-E x16 slot, • PEG3: PCI-E x4 slot, • PCI-E1: PCI-E x4 slot, PCI-E2: PCI-E x4 slot, PCI2: PCI slot 	<ul style="list-style-type: none"> • 2x PCI-E x8 (Gen3), • 2x PCI • 3x PCI-E x4 (Gen3)
I/O shield	1x DP, 1x HDMI, 1x VGA, 1x DVI-D, IPMI LAN, 2x USB 2.0, 4x USB 3.2, 2x GbE, Audio	1x DP, 1x HDMI, 1x VGA, 1x DVI-D, IPMI LAN, 6x USB 3.2, 2x GbE, 6x USB 3, Audio	1x DP, 1x HDMI, 1x VGA (IPMI), 1x DVI-D, 2x USB 3.1 Gen1 Type A, 1x USB 3.1 Gen2 Type A, 1x USB 3.1 Gen2 Type C, 2x GbE, Audio	1x DP 1.2, 1x HDMI 1.4, 1x VGA, 4x USB 3.1 Gen2, 2x RS-232/422/485, 2x GbE, Audio	2x DP, 1x VGA, PS2, 6x USB, 2x LAN, 2x COM, Audio	1x HDMI, 1x VGA, 1x DVI-D, PS2, 6x USB, 2x LAN, Audio

Alimentatori (Profondità max 215 mm)

DC



EN 62368

Z-BP2H-5460V
2U Single 460W 24VDC

Output					
+3.3V	+5V	+12V	-5V	-12V	+5VSB
25A	25A	37A	-	0.8A	3A
Input 18~36VDC					
MTBF 133.707 h					
Dimensioni 100x70x215 mm					



GOI-3F1-R3
Vista dall'alto
senza copertura superiore



GOI-3F1-R3
Vista posteriore