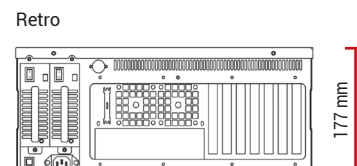
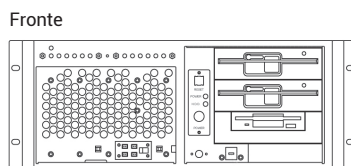
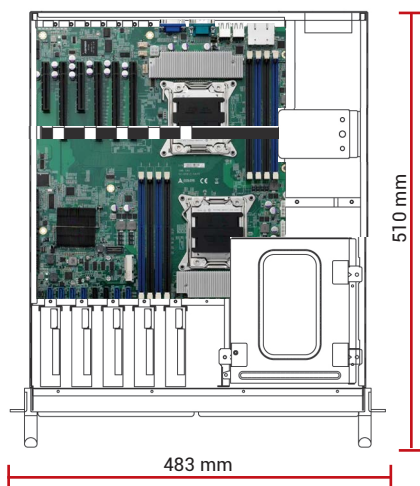


Server Industriali

Serie GO-419ATXR - Chassis per Motherboard



Server Industriale 4U
 Configurato su richiesta
 Burn in climatico su ogni apparato
 Test Report di collaudo



Chassis

IP-284- Rev.18

Dimensioni	Chassis 4U - 483 x 177 x 510 mm
Montaggio	Rack 19"
Materiale	Acciaio pre-zincato
Architettura	Motherboard ATX max 12" x 13"
Varianti	GO-419ATXR-PF: Chassis, con ventole PWM, colore nero.
Drives	2 x 5.25" + 1 x 3.5" esterni; 5 x 3.5" + 1 x 3.5" (opt.) interni
Ventilazione	2 x ventole 90mm (=51 CFM cad.)
Filtri	1 filtro per l'aria rimovibile dal fronte lavabile
Led sul fronte	LED per Power e funzionalità HDD
Pulsanti	Power On/Off e System Reset
Fronte	Porta drives con serratura, 2 x USB
Altro	Struttura per drives ammortizzata Barra di ritenzione schede ad altezza regolabile
Colore	Nero, beige o altri colori su richiesta
Shock	15G durata 11ms - EN 60068-2-27
Vibrazioni	10-150Hz: 1G - EN 60068-2-6
Umidità	10 - 95% non condensata
Temperatura	Operativa 0°C... +45°C Storage -20°C... +70°C

Complementi

Storage	<ul style="list-style-type: none"> Dischi interni HDD / SSD / M.2 Cassetti estraibili singoli o multipli per HDD / SSD / U.2 Soluzioni SATA / SAS / NVMe
Media	<ul style="list-style-type: none"> Masterizzatore DVD Lettore interno CFLASH, Memory Stick, SD Card, SDHC etc. Tastiera beige/nera PS2/USB italiana/inglese Mouse ottico PS2/USB
Controller RAID	SATA / SAS / NVMe
Schede I/O	<ul style="list-style-type: none"> Ethernet Server Adapter GPGPU / Schede Video Schede Multi-Head Schede I/O Analogiche e Digitali Schede FPGA Schede MULTISERIALI Frame Grabber MIL-1553 / ARINC 429 / ARINC 418
Sistemi Operativi	<ul style="list-style-type: none"> Windows® versioni Enterprise / Embedded Windows® versioni Server Linux

Motherboard

	MDB-x10DRi/ MDB-x10DRi-T	MDB-x10DRL-i	IMB-S90
CPU Preferred		<ul style="list-style-type: none"> • E5-2603V4: 6C, 1.7GHz, 85W • E5-2620V4: 8C, 2.10GHz, 85W • E5-2630V4: 10C, 2.2GHz, 85W • E5-2640V4: 10C, 2.40GHz, 90W • E5-2608LV3: 6C, 2GHz, 52W • E5-2630V3: 8C, 2.40GHz, 85W • E5-2640V3: 8C, 2.60GHz, 90W 	<ul style="list-style-type: none"> • E5-2620: 6C, 2GHz • E5-2648L: 8C, 1.8GHz • E5-2658: 8C, 2.1GHz • E5-2658V2: 10C, 2.4GHz
Chipset	Intel C612		Intel C604
RAM	DDR4 - 2400/2133/1866/ 1600MHz, 16 x DIMM, max. 2TB ECC REG.	DDR4 - 2400/2133/1866/ 1600MHz, 8 x DIMM, max. 1TB ECC REG.	DDR3 - 1600MHz, 8 x DIMM, max. 128GB ECC REG.
Graphics	ASPEED AST2400 BMC VGA		ASPEED AST2300 BMC VGA
Ethernet	2 GbE / T: 2x 10GBase-T Ethernet + 1 IPMI LAN port	2 GbE + 1 IPMI LAN port	2 GbE
SATA ports	10 x SATA 600 (support RAID 0,1,5,10)		6 x SATA 600, 2 x SATA 300, (support RAID 0,1,5,10) 1 x Mini-PCIe or mSATA 600
M.2 slots	--	--	--
NVME Ports	--	--	--
USB	6 x USB 2.0 5 x USB 3.0	5 x USB 2.0 4 x USB 3.0	8 x USB 2.0
COM	2 x COM (1 header)		
Other	TPM		Audio 16 x DIO w/isolation
Expansion slots	3x PCI-E 3.0 x16 3x PCI-E 3.0 x8	3x PCI-E 3.0 x8 1x PCI-E 3.0 x16 1x PCI-E 3.0 x4 (in x8) 1x PCI-E 2.0 x4 (in x8)	4x PCI-E 3.0 x16 1x PCI-E 2.0 x4 (in x8) 1x PCI-E 3.0 x8
I/O shield	1 x COM, 1 x VGA, 2 x USB 2.0, 2 x USB 3.0, 2 x GbE, 1 x IPMI LAN		1 x COM, 1 x VGA, 4 x USB 2.0, 2 x GbE

Alimentatori



EN 62368

Z-HG2-5700G
PS2 Single 700W

Output					
+3.3V	+5V	+12V	-5V	-12V	+5VSB
22A	22A	59A	-	0.5A	3A
Input 90~264VAC Full Range					
MTBF 221.177 h					
Dimensioni 140x86x150 mm					



EN 62368

Z-MRG-5800V4V
PS2 Redundant 800W

Output					
+3.3V	+5V	+12V	-5V	-12V	+5VSB
32A	32A	65A	-	0.8A	3.5A
Input 90~264VAC Full Range					
MTBF 127.078 h					
Dimensioni 150x86x200 mm					



GO-419ATXR
Vista posteriore



EN 62368

BES-540C
PS2 Single 400W 24VDC

Output					
+3.3V	+5V	+12V	-5V	-12V	+5VSB
25A	25A	30A	-	0.8A	3.5A
Input 20VDC...36VDC					
MTBF 121.000 h					
Dimensioni 150x86x140 mm					



Z-BMRW-5360V4V
PS2 Redundant 360W 24VDC

Output					
+3.3V	+5V	+12V	-5V	-12V	+5VSB
25A	25A	28A	-	0.8A	3.5A
Input 18VDC...36VDC					
MTBF 125.331 h					
Dimensioni 150x86x185 mm					



EN 62368

BES-540T
PS2 Single 400W -48VDC

Output					
+3.3V	+5V	+12V	-5V	-12V	+5VSB
25A	25A	32A	-	0.8A	3.5A
Input -36VDC...-72VDC					
MTBF 143.878 h					
Dimensioni 150x86x140 mm					



Z-DMRW-5600V4V
PS2 Redundant 600W -48VDC

Output					
+3.3V	+5V	+12V	-5V	-12V	+5VSB
25A	25A	45A	-	0.8A	3.5A
Input -36VDC...-72VDC					
MTBF 120.000 h					
Dimensioni 150x86x185 mm					