
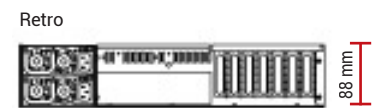
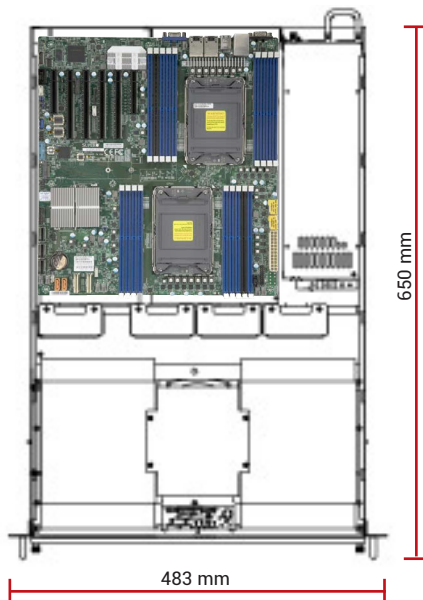


# Server Industriali

## Serie GO-283V - Chassis per Motherboard



Server Industriale 2U  
 Fino a 6 schede low profile  
 Configurato su richiesta  
 Burn in climatico su ogni apparato  
 Test Report di collaudo



### Chassis


IP-344- Rev.8

Dimensioni	Chassis 2U - 483 x 88 x 650 mm
Montaggio	Rack 19"
Materiale	Acciaio pre-zincato
Architettura	Motherboard ATX max 12" x 13"
Varianti	GO-283-SATA-PF: Chassis con ventole PWM, versione per HDD / SSD SATA, colore nero.
Drives	2x 5.25" CD-ROM & 1x 3.5" HDD e 4x 3.5" Swappable Trays
Ventilazione	4 x ventole 80mm (= 42.5 CFM cad.) sul fronte
Filtri	filtro per l'aria rimovibile dal fronte
Led sul fronte	LED per Power, funzionalità HDD e LAN
Pulsanti	Power On/Off e System Reset
Fronte	Porta drives con viti imperdibili, 2 x USB
Retro	Alloggiamento per 7 bracket low profile
Colore	Nero, beige o altri colori su richiesta
Shock	15G durata 11ms - EN 60068-2-27
Vibrazioni	10-150Hz: 1G - EN 60068-2-6
Umidità	10 - 95% non condensata
Temperatura	Operativa 0°C... +45°C Storage -20°C... +70°C

### Complementi

Storage	<ul style="list-style-type: none"> <li>Dischi interni HDD / SSD / M.2</li> <li>Cassetti estraibili singoli o multipli per HDD / SSD / U.2</li> <li>Soluzioni SATA / SAS</li> </ul>	
Media	<ul style="list-style-type: none"> <li>Masterizzatore DVD</li> <li>Lettore interno CFLASH, Memory Stick, SD Card, SDHC etc.</li> <li>Tastiera beige/nera PS2/USB italiana/inglese</li> <li>Mouse ottico PS2/USB</li> </ul>	
Controller RAID	SATA / SAS	
Schede I/O	<ul style="list-style-type: none"> <li>Ethernet Server Adapter</li> <li>GPGPU / Schede Video</li> <li>Schede Multi-Head</li> <li>Schede I/O Analogiche e Digitali</li> <li>Schede FPGA</li> <li>Schede MULTISERIALI</li> <li>Frame Grabber</li> <li>MIL-1553 / ARINC 429 / ARINC 418</li> </ul>	} Low Profile
Sistemi Operativi	<ul style="list-style-type: none"> <li>Windows® versioni Enterprise / Embedded</li> <li>Windows® versioni Server</li> <li>Linux</li> </ul>	

## Motherboard



	MBD-X13DEI-T	MBD-X13SEI-TF	MBD-X12DPI-NT6 MBD-X12DPI-N6	MBD-X12DPL-NT6 MBD-X12DPL-i6	MBD-X12SPI-TF	MDB-X11DPI-N/ MDB-X11DPI-NT	MDB-X11DPL-i	MDB-X11SPL-F	
<b>CPU Preferred</b>	<ul style="list-style-type: none"> <li>• XEON GOLD 6430: 32C, 2.10GHz, 270W</li> <li>• XEON GOLD 5420+: 28C, 2GHz, 205W</li> <li>• XEON GOLD 5433+: 20C, 2.30GHz, 160W</li> </ul>		<ul style="list-style-type: none"> <li>• XEON GOLD 6326: 16C, 2.9GHz, 185W</li> <li>• XEON GOLD 6330: 28C, 2.0GHz, 205W</li> <li>• XEON GOLD 6348: 28C, 2.60 GHz, 235W</li> </ul>		<ul style="list-style-type: none"> <li>• XEON GOLD 6126: 12C, 2.60GHz, 125W</li> <li>• XEON GOLD 5220T: 18C, 1.90GHz, 105W</li> <li>• XEON GOLD 5120T: 14C, 2.2GHz, 105W</li> <li>• XEON SILVER 4216: 16C, 2.10GHz, 100W</li> <li>• XEON SILVER 4108: 8C, 1.80GHz, 85W</li> <li>• XEON SILVER 4208: 8C, 1.80GHz, 85W</li> </ul>				
<b>Chipset</b>	Intel C741		Intel C621A		Intel C621 / T: Intel C522			Intel C621	
<b>RAM</b>	DDR5 - 5600MHz, 16 x DIMM, max. 4TB ECC REG.		DDR4 - 3200MHz, 18 x DIMM, max. 4TB ECC REG.	DDR4 - 3200MHz, 8 x DIMM, max. 2TB ECC REG.	DDR4 - 3200MHz, 8 x DIMM, max. 2TB ECC REG.	DDR4 2666/2400/2133MHz, 16 x DIMM, max. 2TB ECC REG.	DDR4 - 2666/2400/2133MHz, 8 x DIMM, max. 1TB ECC REG.	DDR4 - 2666/2400/2133/1866/1600MHz, 8 x DIMM, max. 1TB ECC REG.	
<b>Graphics</b>	ASPEED AST2600 BMC					ASPEED AST2500 BMC VGA			
<b>Ethernet</b>	2 x 10GbE 1 x IPMI LAN		2 GbE (NT6= 2x 10GbE) 1x IPMI LAN	2 x 10 GbE (i6= 2x GbE) 1x IPMI LAN	2 x 10 GbE 1x IPMI LAN port	2 x GbE (NT6= 2x 10GbE) 1x IPMI LAN	2 GbE + 1 IPMI LAN port	2 GbE + 1 IPMI LAN port	
<b>SATA ports</b>	10 x SATA3 (support RAID 0,1,5,10)	10 x SATA3 (support RAID 0,1,5,10)	14 x SATA3 (2 x DOM) (support RAID 0,1,5,10)	14 x SATA3 (2 x DOM) (support RAID 0,1,5,10)	10 x SATA3 (support RAID 0,1,5,10)	14 x SATA 600 (2 x DOM) (support RAID 0,1,5,10)	10 x SATA 600 (2 x DOM) (support RAID 0,1,5,10)	8 x SATA 600 (support RAID 0,1,5,10)	
<b>M.2 slots</b>	2 x M.2 NVMe; M-Key, 2280/22110		1 x M.2 NVMe; M-Key, 2280/22110	2 x M.2 NVMe; M-Key, 2280/22110	1 x M.2 SATA / NVMe; M-Key, 2280/22110	1x M.2 PCIe 3.0 x4	1x M.2 PCIe 3.0 x4	--	
<b>NVME Ports</b>	3 x M.2 NVMe PCIe 5.0 x8	2 x M.2 NVMe PCIe 5.0 x8	2 x PCIe 4.0 NVMe x8	1 x PCIe 4.0 NVMe x8	1 x PCIe 3.0 NVMe x4	--	--	--	
<b>USB</b>	3 x USB 2.0 (2 via header; 1 Type A) 6 x USB 3.0 (2 via header; 4 rear)	2 x USB 2.0 4 x USB 3.2 Gen1 (2 rear; 1 via header; 1 type A)	7 x USB 3.2 (2 header; 4 rear) 2 x USB 2.0 (via header)	5 x USB 3.2 (2 via header; 2 rear)	4 x USB 2.0 (2 via header; 2 rear) 5 x USB 3.2 Gen1 (2 via header; 2 rear)	4 x USB 2.0 5 x USB 3.0	4 x USB 2.0 3 x USB 3.0	8 x USB 2.0 5 x USB 3.0	
<b>COM</b>	2 x COM (1 header; 1 rear)	1 x COM (header)	2 x COM (1 rear, 1 header)	1 x COM (1 header)		2 x COM (1 header)	1 x COM (1 header)	2 x COM (1 header)	
<b>TPM Header</b>	Yes								
<b>Expansion slots</b>	2 x PCIe 5.0 x16, 3 x PCIe 5.0 x8		4 x PCIe 4.0 x16 2 x PCIe 4.0 x8	4 x PCIe 4.0 x16	2 x PCIe 4.0 x16, 1 x PCIe 4.0 x8 (in x16 slot) 2 x PCIe 4.0 x8	4x PCIe 3.0 x16, 2x PCIe 3.0 x8	2x PCIe 3.0 x16, 3x PCIe 3.0 x8, 1x PCIe 3.0 x4 (in x8)	2 x PCIe 3.0 x8 (in x16) 4 x PCIe 3.0 x8 1x PCIe 3.0 x4 (in x8)	
<b>I/O shield</b>	1 x COM, 1 x VGA, 4 x USB 3.0 2 x GbE	1 x VGA, 2 x USB 2.0, 2 x USB 3.2 2 x GbE, 1 x BMC LAN	1 x COM, 1 x VGA, 4 x USB 3.2, 2 x GbE, 1 x BMC LAN	1 x VGA, 4 x USB 3.2, 2 x 10GbE; 1 x IPMI	1 x VGA, 2 x USB, 2 x USB 3.2, 2 x 10GbE; 1 x IPMI	1 x COM, 1 x VGA, 2 x USB 2.0, 2 x USB 3.0, 2 x GbE, 1 x IPMI LAN	1 x VGA, 2 x USB 2.0, 2 x GbE, 1 x IPMI LAN	1 x COM, 1 x VGA, 2 x USB 2.0, 2 x USB 3.0, 2 x GbE, 1 x IPMI LAN	

## Alimentatori (profondità max 300 mm)



EN 62368

Z-G1W2-5760V2V-PM12: 2U Red 760W

Output					
+3.3V	+5V	+12V	-5V	-12V	+5VSB
32A	32A	62A	-	0.8A	3.5A
Input 90 ~ 264VAC					
MTBF >122.147 h					
Dimensioni 101.2x84x300 mm					



EN 62368

Z-FSP800-50FS: 2U Redundant 800W

Output					
+3.3V	+5V	+12V	-5V	-12V	+12VSB
25A	25A	65A	-	0.3A	4.5A
Input 90 ~ 264VAC					
MTBF 500.000 h					
Dimensioni 76x83.8x250 mm					



EN 62368

Z-DZRH2-5800V2V: 2U Red 800W

Output					
+3.3V	+5V	+12V	-5V	-12V	+5VSB
20A	20A	66A	-	0.5A	3.5A
Input -36 ~ -72VDC					
MTBF 173.645 h					
Dimensioni 76x84x245 mm					



GO-283V  
Vista dall'alto  
senza copertura superiore