
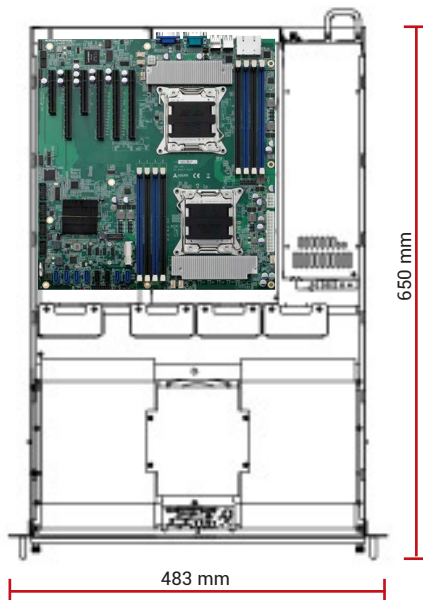


Server Industriali

Serie GO-283V - Chassis per Motherboard



Server Industriale 2U
 Fino a 6 schede low profile
 Configurato su richiesta
 Burn in climatico su ogni apparato
 Test Report di collaudo



Fronte



Retro



Chassis

IP-344- Rev.8

Dimensioni	Chassis 2U - 483 x 88 x 650 mm
Montaggio	Rack 19"
Materiale	Acciaio pre-zincato
Architettura	Motherboard ATX max 12" x 13"
Varianti	GO-283-SATA-PF: Chassis con ventole PWM, versione per HDD / SSD SATA, colore nero.
Drives	2x 5.25" CD-ROM & 1x 3.5" HDD e 4x 3.5" Swappable Trays
Ventilazione	4 x ventole 80mm (= 42.5 CFM cad.) sul fronte
Filtri	filtro per l'aria rimovibile dal fronte
Led sul fronte	LED per Power, funzionalità HDD e LAN
Pulsanti	Power On/Off e System Reset
Fronte	Porta drives con viti imperdibili, 2 x USB
Retro	Alloggiamento per 7 bracket low profile
Colore	Nero, beige o altri colori su richiesta
Shock	15G durata 11ms - EN 60068-2-27
Vibrazioni	10-150Hz: 1G - EN 60068-2-6
Umidità	10 - 95% non condensata
Temperatura	Operativa 0°C... +45°C Storage -20°C... +70°C


Complementi

Storage	<ul style="list-style-type: none"> Dischi interni HDD / SSD / M.2 Cassetti estraibili singoli o multipli per HDD / SSD / U.2 Soluzioni SATA / SAS 	
Media	<ul style="list-style-type: none"> Masterizzatore DVD Lettore interno CFLASH, Memory Stick, SD Card, SDHC etc. Tastiera beige/nera PS2/USB italiana/inglese Mouse ottico PS2/USB 	
Controller RAID	SATA / SAS	
Schede I/O	<ul style="list-style-type: none"> Ethernet Server Adapter GPGPU / Schede Video Schede Multi-Head Schede I/O Analogiche e Digitali Schede FPGA Schede MULTISERIALI Frame Grabber MIL-1553 / ARINC 429 / ARINC 418 	} Low Profile
Sistemi Operativi	<ul style="list-style-type: none"> Windows® versioni Enterprise / Embedded Windows® versioni Server Linux 	

Motherboard



MDB-x10DRi/
MDB-x10DRi-T



MDB-x10DRL-i



IMB-S90

CPU Preferred		<ul style="list-style-type: none"> • E5-2603V4: 6C, 1.7GHz, 85W • E5-2620V4: 8C, 2.10GHz, 85W • E5-2630V4: 10C, 2.2GHz, 85W • E5-2640V4: 10C, 2.40GHz, 90W • E5-2608LV3: 6C, 2GHz, 52W • E5-2630V3: 8C, 2.40GHz, 85W • E5-2640V3: 8C, 2.60GHz, 90W 		<ul style="list-style-type: none"> • E5-2620: 6C, 2GHz • E5-2648L: 8C, 1.8GHz • E5-2658: 8C, 2.1GHz • E5-2658V2: 10C, 2.4GHz
Chipset	Intel C612		Intel C604	
RAM	DDR4 - 2400/2133/1866/ 1600MHz, 16 x DIMM, max. 2TB ECC REG.		DDR4 - 2400/2133/1866/ 1600MHz, 8 x DIMM, max. 1TB ECC REG.	DDR3 - 1600MHz, 8 x DIMM, max. 128GB ECC REG.
Graphics	ASPEED AST2400 BMC VGA		ASPEED AST2300 BMC VGA	
Ethernet	2 GbE / T: 2x 10GBase-T Ethernet + 1 IPMI LAN port		2 GbE + 1 IPMI LAN port	2 GbE
SATA ports	10 x SATA 600 (support RAID 0,1,5,10)		6 x SATA 600, 2 x SATA 300, (support RAID 0,1,5,10) 1 x Mini-PCIe or mSATA 600	
M.2 slots	--		--	--
NVME Ports	--		--	--
USB	6 x USB 2.0 5 x USB 3.0		5 x USB 2.0 4 x USB 3.0	8 x USB 2.0
COM			2 x COM (1 header)	
Other	TPM		Audio 16 x DIO w/isolation	
Expansion slots	3x PCI-E 3.0 x16 3x PCI-E 3.0 x8		3x PCI-E 3.0 x8 1x PCI-E 3.0 x16 1x PCI-E 3.0 x4 (in x8) 1x PCI-E 2.0 x4 (in x8)	4x PCI-E 3.0 x16 1x PCI-E 2.0 x4 (in x8) 1x PCI-E 3.0 x8
I/O shield	1 x COM, 1 x VGA, 2 x USB 2.0, 2 x USB 3.0, 2 x GbE, 1 x IPMI LAN		1 x COM, 1 x VGA, 4 x USB 2.0, 2 x GbE	

Alimentatori (profondità max 300 mm)



EN 62368

Z-G1W2-5760V2V-PM12: 2U Red 760W

Output					
+3.3V	+5V	+12V	-5V	-12V	+5VSB
32A	32A	62A	-	0.8A	3.5A
Input 90 ~ 264VAC					
MTBF >122.147 h					
Dimensioni 101.2x84x300 mm					



EN 62368

Z-FSP800-50FS: 2U Redundant 800W

Output					
+3.3V	+5V	+12V	-5V	-12V	+12VSB
25A	25A	65A	-	0.3A	4.5A
Input 90 ~ 264VAC					
MTBF 500.000 h					
Dimensioni 76x83.8x250 mm					



EN 62368

Z-DZRH2-5800V2V: 2U Red 800W

Output					
+3.3V	+5V	+12V	-5V	-12V	+5VSB
20A	20A	66A	-	0.5A	3.5A
Input -36 ~ -72VDC					
MTBF 173.645 h					
Dimensioni 76x84x245 mm					



GO-283V
Vista dall'alto
senza copertura superiore