

PC Industriali

Serie GO-061 - Tower / Box per Motherboard

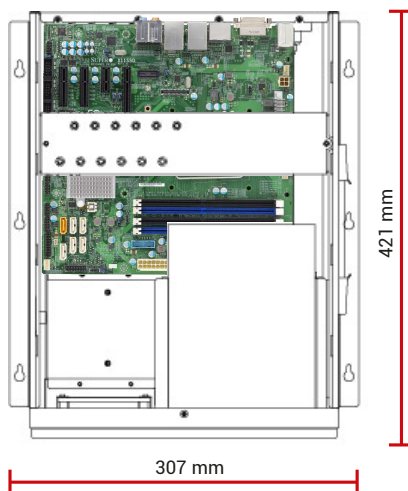


PC Box

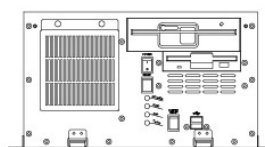
Configurato su richiesta

Burn in climatico su ogni apparato

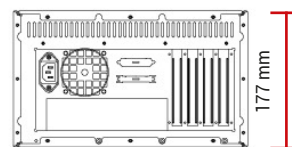
Test Report di collaudo



Fronte



Retro



Chassis




IP-341 - Rev.7

Dimensioni	PC Box - 307 x 177 x 421 mm
Montaggio	Montaggio a muro o a pannello
Materiale	Acciaio pre-zincato
Architettura	Motherboard ATX Flex o Micro
Varianti	GO-061: PC Box colore nero
Drives	Esterni: 1 x 5.25"; Interni: 1 x 3.5"
Ventilazione	1 x ventola 90mm (= 51CFM cad.)
Filtri	1 filtro per l'aria rimovibile dal fronte lavabile
Led sul fronte	Power On/Off, funzionalità HDD, Fan e temperature
Pulsanti	Power On/Off, System Reset
Fronte	Pannello frontale con viti imperdibili, 2 x USB
Retro	Alloggiamento per 4 bracket full size
Colore	Nero, beige o altri colori su richiesta
Shock	15G durata 11ms - EN 60068-2-27
Vibrazioni	10-150Hz: 1G - EN 60068-2-6
Umidità	10 - 95% non condensata
Temperatura	Operativa 0°C... +50°C Storage -20°C... +70°C

Complementi

Storage	<ul style="list-style-type: none"> • Dischi interni HDD / SSD / M.2 • Cassetti estraibili singoli o multipli per HDD / SSD / U.2 • Soluzioni SATA / SAS / NVMe
Media	<ul style="list-style-type: none"> • Masterizzatore DVD • Lettore interno CFLASH, Memory Stick, SD Card, SDHC etc. • Tastiera beige/nera italiana/inglese • Mouse ottico
Controller RAID	SATA / SAS / NVMe
Schede I/O	<ul style="list-style-type: none"> • Ethernet Server Adapter • GPGPU / Schede Video • Schede Multi-Head • Schede I/O Analogiche e Digitali • Schede FPGA • Schede MULTISERIALI • Frame Grabber • MIL-1553 / ARINC 429 / ARINC 418
Sistemi Operativi	<ul style="list-style-type: none"> • Windows® versioni Enterprise / Embedded • Windows® versioni Server • Linux

Motherboard

	 MBD-X13SAQ	 MBD-X12SCQ
CPU Preferred	<ul style="list-style-type: none"> • i7-12700E: 12C, 1.60GHz, 65W • i5-12500E: 6C, 2.90GHz, 65W • i3-12100E: 4C, 3.20GHz, 60W • i7-13700E: 16C, 1.90GHz, 65W • i5-13500E: 14C, 4.40GHz, 65W • i3-13100E: 4C, 3.30GHz, 60W 	<ul style="list-style-type: none"> • i7-11700: 8C, 2.5GHz, 65W • i5-11500: 6C, 2.7GHz, 65W • i7-10700E: 8C, 2.9GHz, 65W • i5-10500E: 6C, 3.1GHz, 65W • i3-10100E: 4C, 3.2GHz, 65W
Chipset	Intel Q670E	Intel Q470E
RAM	DDR5 - 4400, 4 x DIMM, max. 128GB	DDR4 - 2933, 4 x DIMM, max. 128GB
Graphics	VGA, DP, DVI-D, HDMI	VGA, DP, DVI-D, HDMI
Ethernet	2 GbE	2 GbE
SATA ports	6x SATA 600	6x SATA 600
M.2 ports	1x M.2 M Key 2280/22110 PCI-E	1x M.2 M Key 2242/2280 PCI-E
USB	4x USB 2 (2 via header; 2 rear Type A) 6x USB 3.2 (4 via header; 2 rear Type A) 2x USB 3.2 rear type C	6 x USB 2.0 6 x USB 3.1
COM	6x COM via header	4x COM via header
Expansion slots	1+ PCI-E 5.0 x16, 1+ PCI-E 4.0 x4 (in x8 slot), 1+ PCI-E 3.0 x4, 1+ PCI-E 3.0 x2 (in x4 slot), 1 PCI-E 4.0 x4 SlimSAS	1+PCI-E 3.0 x16, 1+PCI-E 3.0 x8, 2+PCI-E 3.0 x4
I/O shield	VGA, HDMI, DP, DVI, 2x 2.5GbE, Audio, 2x USB 2.0, 4x USB 3.2 	2x GbE, 6x USB, 1x DVI-D, 1x VGA, 1x DP, 1x HDMI, Audio 

Alimentatori

AC



EN 62368

Z-P1H-5400V
1U Single 400W

		Output				
+3.3V	+5V	+12V	-5V	-12V	+5VSB	
22A	22A	32A	-	0.8A	3.5A	
Input		90~264VAC Full Range				
MTBF		142,487 h				
Dimensioni		100x40.5x225 mm				



GO-061

Vista posteriore