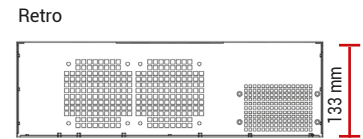
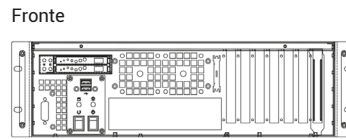
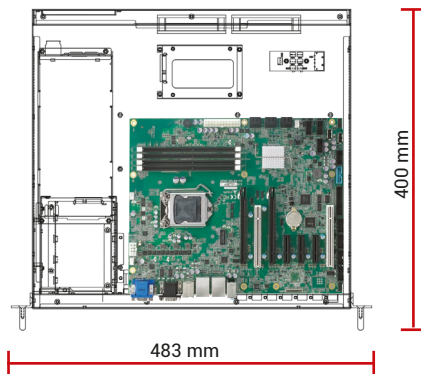


PC Industriali

Serie GOI-3F1-R3 - Chassis per Motherboard



PC Industriale 3U
 Versione Front I/O
 Configurato su richiesta
 Burn in climatico su ogni apparato
 Test Report di collaudo



Chassis








IP-313- Rev.12

Dimensioni	Chassis 3U - 483 x 133 x 400 mm
Montaggio	Rack 19"
Materiale	Acciaio pre-zincato
Architettura	Motherboard ATX max 12" x 9.6"
Varianti	GOI-3F1-R3: Chassis colore nero
Drives	2 x 2.5" HDD/SSD estraibili + 1 x 2.5" interno
Ventilazione	- 2 x ventole 9 cm (= 51.5 CFM cad.) PN FA3B092530DS011, 34 dB per singola ventola - 2 x ventole 6 cm, 34 dB per singola ventola
Led sul fronte	LED per Power e funzionalità HDD
Pulsanti	Power On/Off Momentary e System Reset
Fronte	2 x USB + 3W3 power input per PSU 24/48VDC Alloggiamento per 7 bracket full size
Colore	Nero, beige o altri colori su richiesta
Shock	15G durata 11ms - EN 60068-2-27
Vibrazioni	10-150Hz: 1G - EN 60068-2-6
Umidità	10 - 95% non condensata
Temperatura	Operativa 0°C... +40°C Storage -20°C... +70°C

Complementi

Storage	<ul style="list-style-type: none"> • Dischi interni HDD / SSD / M.2 • Cassetti estraibili singoli o multipli per HDD / SSD / U.2 • Soluzioni SATA / SAS / NVMe
Media	<ul style="list-style-type: none"> • Masterizzatore DVD • Tastiera beige/nera italiana/inglese • Mouse ottico
Controller RAID	SATA / SAS / NVMe
Schede I/O	<ul style="list-style-type: none"> • Ethernet Server Adapter • GPGPU / Schede Video • Schede Multi-Head • Schede I/O Analogiche e Digitali • Schede FPGA • Schede MULTISERIALI • Frame Grabber • MIL-1553 / ARINC 429 / ARINC 418
Sistemi Operativi	<ul style="list-style-type: none"> • Windows® versioni Enterprise / Embedded • Windows® versioni Server • Linux

Motherboard

								
	IMB-M47	IMBA-ADL-H610	IMBA-Q471	IMBA-Q470	IMB-M45	IMBA-Q370	IMB-M45H	
CPU Preferred	<ul style="list-style-type: none"> • i7-12700E: 12C, 1.60GHz, 65W • i5-12500E: 6C, 2.90GHz, 65W • i3-12100E: 4C, 3.20GHz, 60W 		<ul style="list-style-type: none"> • i7-11700: 8C, 2.5GHz, 65W • i5-11500: 6C, 2.7GHz, 65W • i7-10700E: 8C, 2.9GHz, 65W • i5-10500E: 6C, 3.1GHz, 65W • i3-10100E: 4C, 3.2GHz, 65W 			<ul style="list-style-type: none"> • i7-9700E: 8C, 2.6GHz, 65W • i5-9500E: 6C, 3.0GHz, 65W • i3-9100E: 4C, 3.1GHz, 65W • i7-8700: 6C, 3.2GHz, 65W • i5-8500: 6C, 3GHz, 65W • i3-8100: 4C, 3.6GHz, 65W 		
Chipset	Intel Q670	Intel H610/H610E	Intel Q470/Q470E	Intel Q470E	Intel C246	Intel Q370	Intel H310	
RAM	DDR5-4400 MHz 4x DIMM max 128GB	DDR4-3200 MHz 2x DIMM max 64GB	DDR4-2933 MHz 4x DIMM max 128GB	DDR4-2933 MHz 4x DIMM max 128GB	DDR4-2666 / 2400 MHz 4x DIMM max 128GB	DDR4-2666 / 2400 MHz max 64GB	DDR4-2666 / 2400 MHz 2x DIMM max 64GB	
Graphics	VGA, DP, HDMI	DP, HDMI, iDPM	VGA, DP, HDMI, DP	VGA, DP, HDMI Internal Type-C DP	VGA, DP, HDMI	VGA, DP++, HDMI	VGA, HDMI	
Ethernet	3x 2.5 x GbE	1x 2.5 x GbE; 1x GbE	3x 2.5 x GbE	2x 2.5 x GbE	2x GbE	2x GbE	2x GbE	
SATA ports	8x SATA3 (support RAID 0,1,5,10)	4x SATA3 (support RAID 0,1,5,10)	5x SATA3 (support RAID 0,1,5,10)	4x SATA3 (support RAID 0,1,5,10)	6 x SATA3 (support RAID 0,1,5,10)	6 x SATA3 (support RAID 0,1,5,10)	4 x SATA3	
M.2 slots	1x M.2 M-Key, up to 25110, PCIe 1x M.2 E-Key, 2230, PCIe, USB 2.0 and CNVI 1x M.2 B-Key, 3042/3052, PCIe, USB3.2 Gen1, USB 2.0 and SIM	--	1x M.2 M-key 2242 / 2280, PCIe, SATA	1x M.2 A key 2230 PCI-E x1 / USB 2.0 1x M.2 M key 2242 / 2280 PCI-E x4	--	1x M.2 A key 2230 PCI-E x1 / USB 2.0 1x M.2 M key 2280 PCI-E x2	--	
USB	5x USB 3.2 Gen2 1x USB 3.2 Gen2x2 (Type C) 2x USB 3.1 via header 2x USB 2.0 via header 2x vertical USB 2.0 connectors	2x USB 3.2 Gen 1 2x USB 3.2 Gen 2 4x USB 2.0 2x USB 2.0 via header	2 x USB 3.2 Gen 2 2 x USB 3.2 Gen 1 2 x USB 3.2 Gen1 via header 2 x USB 2.0 6 x USB 2.0 via header	2x USB 3.2 Gen2 2x USB 3.2 Gen1 2 x USB 3.1 Gen 1 via header 2x USB 3.0 6x USB 2.0 via header	4x USB 3.1 Gen2 connectors (rear) 2x USB 3.1 Gen1 via header 1x USB 3.1 Gen1 (vertical type A connector) 6x USB 2.0 via header 1x USB 2.0 (vertical type A connector)	2 x USB 3.1 Gen 2 2 x USB 3.1 Gen 1 2 x USB 2.0	4 x USB 3.0 2 x USB 2.0	
COM	2x RS-232/422/485 4x RS-232	2 x RS-232/422/485 4 x RS-232	1 x RS-422/485 2 x RS-232	1 x RS-232/422/485 2 x RS-232	2 x RS-232/422/485 4 x RS-232	1 x RS-232 2 x RS-232/422/485 via header and 3 x RS232	2x RS-232/455/485 4x RS-232	
Other	Audio, LPT, PS2; 8x GPI, 8x GPO	Audio, Digital IO	Audio, Digital IO	Digital IO	Audio, PS2 combo, LPT, DIO	Audio, PS2, DIO	Audio, LPT, PS2 Combo, DIO	
TPM	TPM 2.0	TPM 2.0	TPM 2.0	TPM 2.0	--	TPM 2.0 (via header) optional TPM-IN02-R20	--	
Expansion slots	1x PCI-E x16 1x PCI-E x8 2x PCI-E x4 3x PCI-E x1	1* PCI-E x16 1* PCI-E x4 2* PCI-E x1 2* PCI	2* PCI-E x16 3* PCI-E x4 open-end 2* PCI-E x1	1* PCI-E x16 3* PCI-E x4 open-end 3* PCI	1* PCI-E x16 Or 2* PCI-E x8 + 3* PCI-E x4 2* PCI	3*PCI-E x8 3*PCI-E x4 2*PCI	1* PCI-E x16 1* PCI-E x4 5* PCI	
I/O shield	VGA, HDMI, DP 3x 2.5GbE 2x RS-232/422/485, Audio 5x USB 3.2, 1x USB 3.2	HDMI, DP 1x GbE, 1x 2.5 GbE 2x RS-232/422/485 6x USB 3.2, 4x USB 2.0	VGA, HDMI, DP 3x 2.5GbE 1x RS-232, Audio 4x USB 3.2, 2x USB 2.0	VGA, HDMI, DP 2x 2.5GbE 1x RS-232/422/485, 2x RS-232, Audio, PS2 4x USB 3.2, 2x USB 2.0	VGA, HDMI, DP 2x GbE 2x RS-232/422/485, Audio 4x USB 3.1	VGA, HDMI, DP++ 2x GbE 1x RS-232, Audio 6x USB, PS2	VGA, HDMI 2x GbE 2x RS-232/455/485 4x USB 3.0, 2x USB 2.0 Audio PS2 Combo	

Alimentatori (profondità max 215 mm)

DC



EN 62368

Z-BP2H-5460V:
2U Single 460W 24VDC

Output					
+3.3V	+5V	+12V	-5V	-12V	+5VSB
25A	25A	37A	-	0.8A	3A
Input		18V ~ 36VDC			
MTBF		133.707 h			
Dimensioni		100x70x215 mm			