

PC Industriali

Serie GO-212 - Chassis per Motherboard



GO-212-7VLP-USB30
Vista frontale con porta chiusa

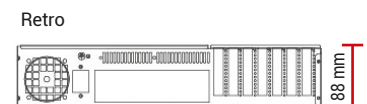
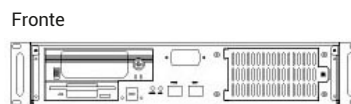
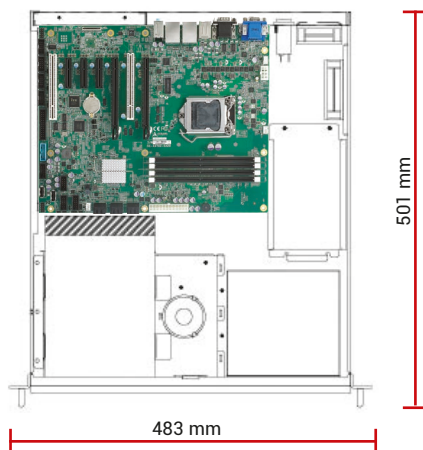


PC Industriale 2U

Configurato su richiesta

Burn in climatico su ogni apparato

Test Report di collaudo



Chassis




IP-339- Rev.10

Dimensioni	Chassis 2U - 483 x 88 x 501 mm
Montaggio	Rack 19"
Materiale	Acciaio pre-zincato
Architettura	Motherboard ATX max 12" x 9.6"
Varianti	GO-212-7VLP-USB30: Chassis colore nero. Alimentatore singolo
Drives	1 x 5.25" + 1 x 3.5" + 2 x 3.5" interni
Ventilazione	1 x ventola 60mm (= 23.5 CFM) + 1 x ventola 80mm (= 42.5 CFM)
Filtri	Filtro per l'aria all'interno del pannello frontale lavabile
Led sul fronte	LED per Power e funzionalità HDD
Pulsanti	Power On/Off e System Reset
Fronte	Porta singola con serratura, 2 x USB 3.0
Retro	Alloggiamento per 7 bracket low profile
Colore	Nero
Shock	15G durata 11ms - EN 60068-2-27
Vibrazioni	10-150Hz: 1G - EN 60068-2-6
Umidità	10 - 95% non condensata
Temperatura	Operativa 0°C... +50°C Storage -20°C... +70°C

Complementi

Storage	<ul style="list-style-type: none"> • Dischi interni HDD / SSD / M.2 • Cassetti estraibili singoli o multipli per HDD / SSD / U.2 • Soluzioni SATA / SAS / NVMe 	
Media	<ul style="list-style-type: none"> • Masterizzatore DVD • Lettore interno CFLASH, Memory Stick, SD Card, SDHC etc. • Tastiera beige/nera italiana/inglese • Mouse ottico 	
Controller RAID	SATA / SAS / NVMe	
Schede I/O	<ul style="list-style-type: none"> • Ethernet Server Adapter • GPGPU / Schede Video • Schede Multi-Head • Schede I/O Analogiche e Digitali • Schede FPGA • Schede MULTISERIALI • Frame Grabber • MIL-1553 / ARINC 429 / ARINC 418 	} Low Profile
Sistemi Operativi	<ul style="list-style-type: none"> • Windows® versioni Enterprise / Embedded • Windows® versioni Server • Linux 	

Motherboard



	IMB-M43H	IMB-M43	IMBA-Q170-i2	RUBY-D718VG2AR	IMBA-Q870-i2
CPU Preferred	<ul style="list-style-type: none"> • i7-7700: 4C 3.6GHz, 65W • i5-7500: 4C 3.4GHz, 65W • i3-7101E: 2C 3.9GHz, 54W • i7-6700: 4C 3.4GHz, 65W • i5-6500: 4C 3.2GHz, 65W • i3-6100: 2C 3.7GHz, 51W 	<ul style="list-style-type: none"> • i7-7700: 4C 3.6GHz, 65W • i5-7500: 4C 3.4GHz, 65W • i3-7101E: 2C 3.9GHz, 54W • i7-6700: 4C 3.4GHz, 65W • i5-6500: 4C 3.2GHz, 65W • i3-6100: 2C 3.7GHz, 51W 	<ul style="list-style-type: none"> • i7-7700: 4C 3.6GHz, 65W • i5-7500: 4C 3.4GHz, 65W • i3-7101E: 2C 3.9GHz, 54W • i7-6700: 4C 3.4GHz, 65W • i5-6500: 4C 3.2GHz, 65W • i3-6100: 2C 3.7GHz, 51W 	<ul style="list-style-type: none"> • i7-7700: 4C 3.6GHz, 65W • i5-7500: 4C 3.4GHz, 65W • i3-7101E: 2C 3.9GHz, 54W • i7-6700: 4C 3.4GHz, 65W • i5-6500: 4C 3.2GHz, 65W • i3-6100: 2C 3.7GHz, 51W 	<ul style="list-style-type: none"> • i7-4770S: 4C, 3.1GHz, 65W • i5-4570S: 4C, 2.9GHz, 65W
Chipset	Intel H110 Express	Intel Q170 Express	Intel Q170 Express	Intel Q170 Express	Intel Q87
RAM	DDR4 - 2133/2400, max 32GB	DDR4 - 2133/2400, max 64GB	DDR4 - 2133/2400, max 64GB	DDR4 - 2133/2400, max 64GB	DDR3 - 1600/1333, 4 x DIMM max 32GB
Graphics	VGA, HDMI	VGA, 2 x DP	VGA, DVI-D, HDMI 2.0, iDP	VGA, DVI-D, HDMI	VGA, DVI-D, HDMI, iDP
Ethernet	2x GbE	2x GbE	2x GbE	2x GbE	2x GbE
SATA ports	4 x SATA 600	6 x SATA 600 (support RAID 0,1,5,10)	6 x SATA 600 (support RAID 0,1,5,10)	6 x SATA 600 (support RAID 0,1,5,10)	6 x SATA 600 (support RAID 0,1,5,10)
M.2 slots	--	--	--	--	--
USB	4 x USB 3.0, 2 x USB 2.0 2 x USB 2.0 pin header 2 x USB 2.0 vertical type A	6 x USB 3.0 2 x USB 3.0 pin header 4 x USB 2.0 4 x USB 2.0 pin header	4 x USB 3.0 2 x USB 2.0	4 x USB 3.0 2 x USB 3.0 pin header 8 x USB 2.0 pin header	4 x USB 3.0 8 x USB 2.0
COM	2 x RS-232/455/485 4 x RS-232	2 x RS-232/455/485 4 x RS-232	2 x RS-232/422/485 4 x RS-232	2 x RS-232/422/485 4 x RS-232	5 x RS-232 1 x RS-422/485
Other	Audio, PS2, LPT, DIO	PS2, LPT, DIO	Audio, PS2, LPT	Audio	Audio, PS2, LPT, Triple Display
Expansion slots	1*PCI-E x16 Gen3 1*PCI-E x4 Gen2 5* PCI 2.2	PEG: 2* PCIe x16 (Gen3) 1*PCI-E x4 (Gen3); 2*PCI-E x4 (Gen3) 2* PCI	2* PCI-E x8 (Gen3) 3* PCI-E x4 (Gen3) 2 * PCI 1* Full-size PCIe Mini card	1* PCI-E x16 (Gen3) 2* PCI-E x4 4* PCI	1*PCI-E x16 (Gen3), 1*PCI-E x1, 1*PCI-E x4, 4*PCI
I/O shield	2x RS232/422/485 1x VGA, 2x HDMI 6x USB 3.0, 2x GbE Audio, PS2	2 x RS232/422/485, 1 x VGA, 2 x DP, 6 x USB 3.0, 2 x GbE, PS2	1 x RS-232, 1 x DVI-D, 1 x VGA, 1 x HDMI, 2 x USB 2.0, 4 x USB 3.0, 2 x GbE, Audio, PS2	2 x RS-232, 1 x DVI-D, 1 x VGA, 1 x HDMI, 4 x USB 3.0, 2 x GbE, Audio	2 x GbE, 4 x USB 2.0, 2 x USB 3.0, 1 x PS2, 1 x COM, 1 x HDMI, 1 x VGA, 1 x DVI-D, Audio

Alimentatori



EN 62368

APS-940XA12-MDI
PS2 Single 400W

Output					
+3.3V	+5V	+12V	-5V	-12V	+5VSB
28A	35A	30A	0.5A	0.8A	2A
Input 90 ~ 264VAC Full Range					
MTBF 167.247 h					
Dimensioni 150x86x140 mm					



GO-212-7VLP-USB30
Vista dall'alto senza
copertura superiore